

MARINE PRODUCT DATA SHEET

OEM: 358-000-00 (1500 GPH)

AFTERMARKET: 358-000-10 (1500 GPH)

APPLICATION

12V Marine Bilge Water Evacuation

PUMP

Type: Centrifugal Pump
Port: 1-1/8" Barb
Liquid: 130 °F [54 °C] Max
Prime: Flooded Inlet
Run Dry: No

ELECTRICAL

Motor: 12VDC Permanent Magnet,
Continuous Duty
Protection: Need External Fuse (Not supplied)
Leads: 6 ft [1.8M] Tinned, 16 AWG
Fuse: 10 Amp Recommended
Control: No Control

MATERIALS

Housing: High Strength Nylon
Impeller: High Strength Nylon
Hardware: Stainless Steel

APPROVALS

Ignition Protected 8846, CE

WARRANTY

3 Year Limited Warranty. Contact SHURflo for details

SHIPPING

Net Weight (boxed): 5.27 Lbs [2.4 Kg] each
Approx. Lbs./Ctn: 40 Lbs [18 Kg]
Pumps in Carton: 8
Carton Size: 22"L x 14"W x 10" H
[55cm x 35cm x 25cm]

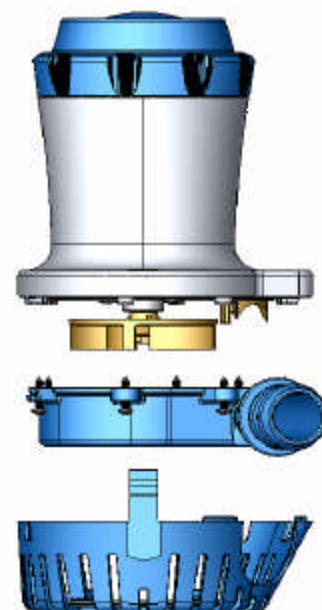
RELATED DOCUMENTS

Catalog: MS-030-140
Installation Manual: 911-742
Applications Spec Guide: MS-020-005



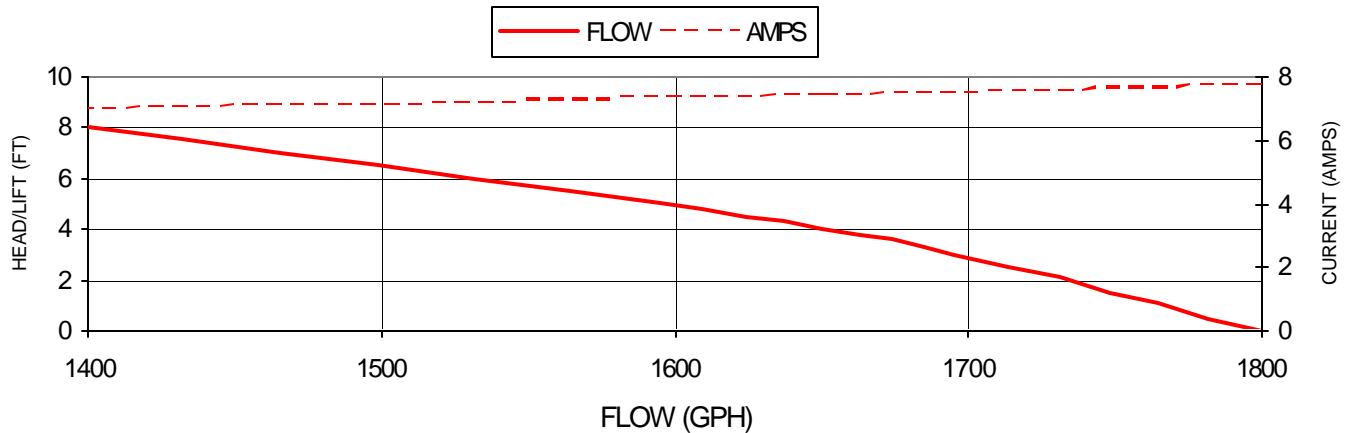
Heavy duty and built to last. SHURflo's 1500 nylon bilge pump offer a unique motor cooling system (patent pending) to ensure efficient performance and long life. Installation is a snap with our patented swivel base and 6' tinned wire assembly.

EXPLODED VIEW No repair kits available

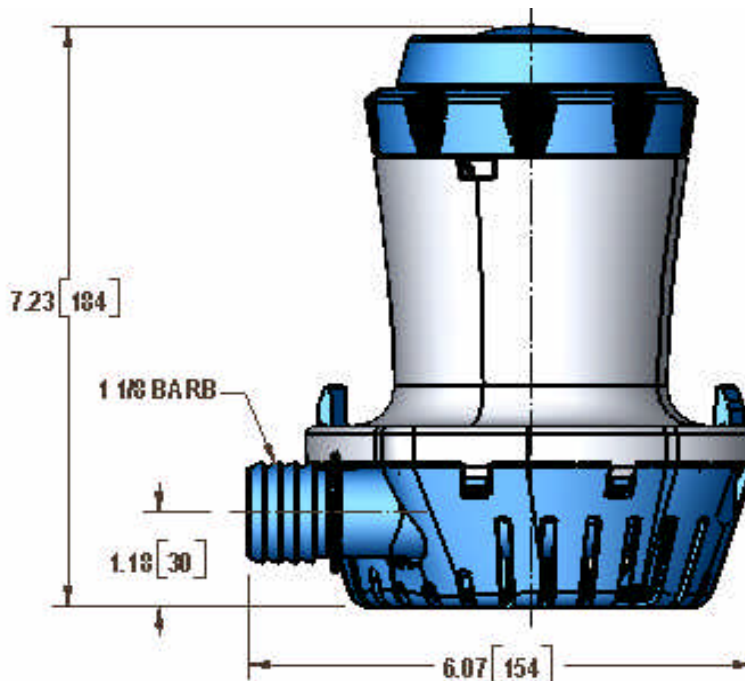


TYPICAL PERFORMANCE

PRESSURE		FLOW		CURRENT
METERS	FT OF HEAD	GPH	LPH	AMPS
0.0	0	1800	6813	7.75
1.20	4	1650	6442	7.5
2.40	8	1400	5299	7.0



DIMENSIONS [mm]



Visit our Web Site at <http://www.shurflo.com>
 Shurflo reserves the right to update specifications,
 change prices, or make substitutions without notice.



SHURflo
 5900 Katella Avenue
 Cypress, CA 90630
 Phone (562) 795-5200
 Toll Free (800) 854-3218
 Fax (562) 795-7564

SHURflo East
 52748 Park Six Court
 Elkhart, IN 46514-5427
 Phone (562) 795-5200
 Toll Free (800) 854-3218
 Fax (574) 264-2169

SHURflo Europe, Middle East, Africa
Pentair Water Belgium bvba
 Industriepark Wolfstee, Toekomstlaan 30
 B-2200 Herentals, Belgium
 Phone +32-14-283500
 Fax +32-14-283505



Pentair Water
FLOW TECHNOLOGIES GROUP
 5900 Katella Ave, Cypress, CA 90630
 Phone (800) 854-3218 • (562) 795-5200 • Fax (562) 795-7564
www.shurflo.com



358™ SHURflo BILGE PUMP

Installation and Operation Instructions

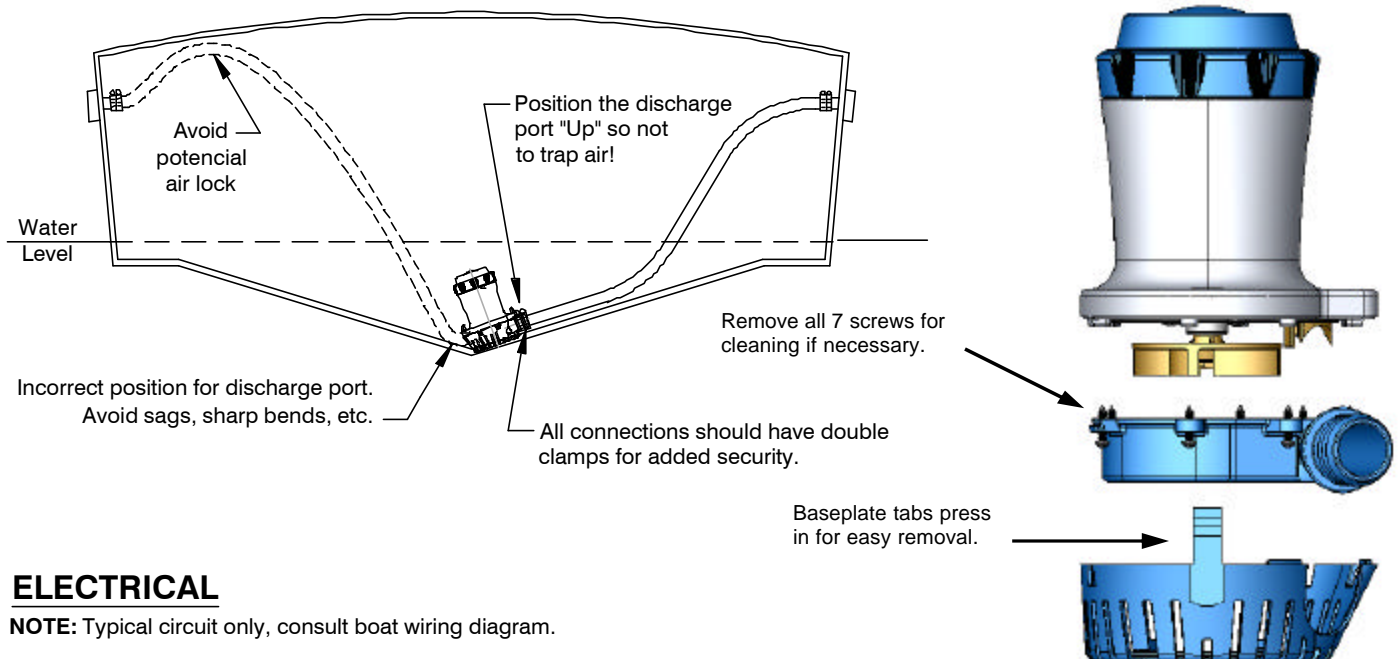
MOUNTING

- Locate the pump in the deepest position in the bilge. Keep away from high heat source.
- Mount quick disconnect bracket to bulkhead or stringer with #10 S.S. screws. **Do not drive screws through hull.**
- Route **smooth I.D.** discharge tubing to a thru-hull fitting well above the water line. Avoid any **sagging or loops** in the tubing. Tubing **must go** up from the pump to the thru-hull fitting.

ADVANCED BILGE PUMP FEATURES

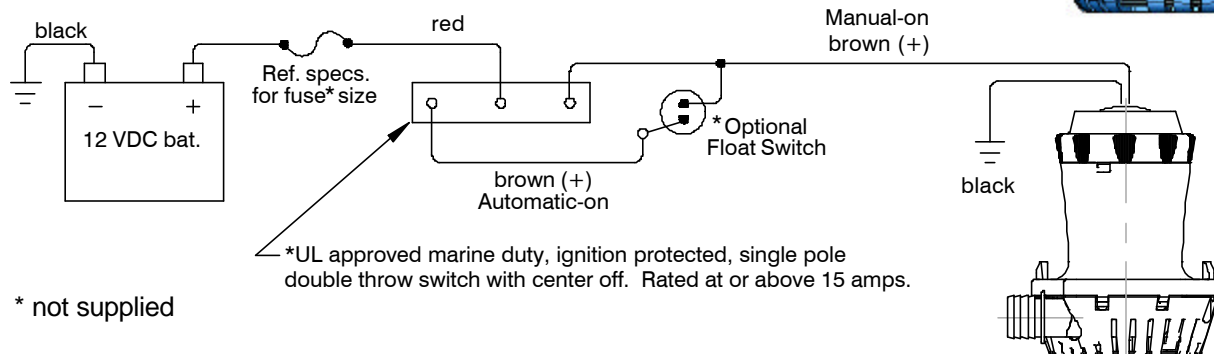
- Anti-Airlock
- Tough Nylon Housing
- Tinned 6' Wire Assembly
- Water Cooled Motor
- Submersible
- Ignition Protected
- ISO 8846, ABYC, NMMA Type Accepted, CE

EXPLODED VIEW



ELECTRICAL

NOTE: Typical circuit only, consult boat wiring diagram.



* not supplied

ELECTRICAL WIRE:

Use 16GA wire for all circuits. If installation is over 20 feet, use 14GA wire. Brown pump wire must be hooked to positive power for maximum flow. Wire is tinned to prevent corrosion. **PANEL SWITCH:**

Attach all wires to UL Marine approved duty switch with auto-off-manual, rated at or above 15 amps.

FUSE: Install a fuse per pump label specifications. **CONNECTIONS:** Wire connections should be made above the highest possible water level. Seal wire connections to prevent corrosion and electrolysis.

OPERATION

DO NOT RUN PUMP DRY. ALWAYS TEST PUMP AND SWITCH BEFORE LEAVING DOCK.

OPERATION

MANUAL MODE: To turn pump on, turn manual power switch on. If pump does not turn on, turn switch off, check power, fuses, connections, wires. Retry. If pump does not turn on, check pump motor.

FLOW GPM [LPM]						TECHNICAL DATA				
Name	Voltage	Model #:	0 Ft [0 M]	3 Ft [1 M]	6 Ft [2 M]	Max Head Ft [M]	Max Amps	Fuse	Outlet Port	Dimensions
1500	*12 V	358-000-00	1800 [6813]	1700 [6434]	1600 [6056]	14 [4.27]	8	10	1-1/8"	7 1/4" X 6"
2000	*12 V	358-010-00	2200 [8327]	2000 [7570]	1900 [7191]	18 [5.5]	10	15	1-1/8"	7 1/4" X 6"
1500	24 V	358-100-00	1800 [6813]	1700 [6434]	1600 [6056]	14 [4.27]	4	6	1-1/8"	7 1/4" X 6"
2000	24 V	358-110-00	2200 [8327]	2000 [7570]	1900 [7191]	18 [5.5]	5	8	1-1/8"	7 1/4" X 6"

* Specifications given at design voltage 13.6 VDC per ABYC recommendations.

Pump Power leads: 6 ft. [1.8 M] #16 tinned stranded copper wire to minimize corrosion. Positive (+) brown; Ground (–) black.

Temperature limits: 33°F—140°F [0°C—60°C]. All models rated for continuous duty.

Approvals: Ignition Protected, ISO 8846, ABYC, NMMA Type Accepted, CE.



WARNING



Do not pump oil, diesel fuel, gasoline or other flammable liquids with this pump. This pump does not prevent the discharge of oil or other chemicals into the water. Please take appropriate measures to prevent discharging oil or other chemicals and safeguard the environment. Always disconnect power before servicing pump. Always use fuse size specified in specifications. These bilge pumps are designed to evacuate standing bilge water only. These pumps may not prevent boat sinkage due to storms, rough weather, unsafe boating, improper installation procedures or hull damage.

SYMPTOM	CHECK FOR
No water pumped/ Pump not running	Blown fuse. Wire connections. Impeller or float switch plugged with debris.
Reduction in water flow	Impeller/screen plugged with debris. Pinch/clogged discharge tubing. Discharge tubing sagging below pump causing air lock. Tubing must go up from pump to thru-hull fitting. Low voltage to pump; check battery/wire connections.
Low Flow	Polarity reversed; check wiring. Use only smooth bore (I.D.) discharge tubing. Is thru-hull fitting I.D. smaller than pump discharge port?

LIMITED WARRANTY

SHURflo warrants its 358 SHURflo bilge pumps to be free of defects in material and workmanship under normal use for a period of three (3) years from date of purchase. In absence of proof of purchase, the warranty is three (3) years from the date of manufacture indicated on the pump housing. Returns are to be shipped prepaid to SHURflo. This warranty is only a representation of the complete Marine Products Limited Warranty outlined by Service Bulletin #1050. Please contact SHURflo for complete warranty information.



ES

Favor de referirse a www.shurflo.com para instrucciones de la instalación del producto y su operación, disponible en varios idiomas.

DE

Mehrsprachige Hinweise zu Installation und Betrieb des Produktes finden Sie unter www.shurflo.com

IT

Fare riferimento al sito www.shurflo.com per manuali multilingue di installazione ed utilizzo prodotti.

FR

Veuillez vous référer au site www.shurflo.com pour l'installation produit multilingue ainsi que pour le mode d'emploi.

UK

Please refer to www.shurflo.com for multi-lingual product installation and operating instructions'

SHURflo reserves the right to update specifications, prices, or make substitutions.



SHURflo, LLC Headquarters

5900 Katella Avenue
Cypress, California 90630
Phone (562) 795-5200 • Toll Free (800) 854-3218
Fax (562) 795-7564

SHURflo, LLC East

52748 Park Six Court
Elkhart, Indiana 46514-5427
Phone (562) 795-5200 • Toll Free (800) 854-3218
Fax (574) 264-2169

SHURflo Europe, Middle East, Africa

Pentair Water Belgium bvba,
Industriepark Wolfstee, Toekomstlaan 30
B-2200 Herentals, Belgium
Phone +32-14-283500 • Fax +32-14-283505