




## Sea-Lect® Check Valve CV-0500D



- Creates & maintains pump prime
- Doubles pump lift for Guzzler “500” Series pumps
- Prevents fluid backflow
- Durable, lightweight Delrin® plastic
- Accommodates 1-1/4” - 2” hose

### Performance

<b>Max Pressure</b>	20 psi (1.4 kg/cm <sup>2</sup> )
<b>Max Lift</b>	12 ft (3.7 m)
<b>Pressure Drop (Cracking Pressure)</b>	Flapper: 0 psi (0 kg/cm <sup>2</sup> )
	Duckbill: 0 psi (0 kg/cm <sup>2</sup> )
<b>Max Service Temp</b>	150°F (66°C)

### Available Ports

	in	1-1/4	1-1/2	2
	cm	3.18	3.81	5.08
<b>Hose (Smooth)</b>			S	•
<b>NPT Female (Tapped)</b>		•		
<b>NPT Male (Threaded)</b>			•	

S Standard • Optional

### Materials

<b>Body *</b>	Delrin / Gray
<b>Valve *</b>	Flapper: Buna-N, White (Pigment-free) Buna-N, Neoprene, Viton, EPDM, Silicone; Duckbill: Buna-N
<b>Fasteners</b>	Stainless Steel

\* In contact with fluid


### Valve Options




**Flapper** — General purpose liquid transfer



**Duckbill** — For dirty liquid and sewage. Permits mounting in any position.



A




B

C

	in	cm
<b>A</b>	4	10.2
<b>B</b>	2-1/2	6.4
<b>C</b>	2-3/4	7.0
<b>Weight</b>	0.25 lb	0.11 kg

# Sea-Lect® Check Valve CV-0500D



**Example: CV-0500D-1-8080**

- Sea-Lect Check Valve
- Model style 0500D (Delrin/Gray)
- Buna-N Flapper Valve
- 1-1/2" Smooth Hose Connections

**CV -0500D -1 -80 80**

Sea-Lect Product	
Option	Code
Check Valve	CV

Family	
Option	Code
1-1/2" Nominal Port Size, Delrin	-0500D

Valve	
Option	Code
Flapper (Buna-N)	-1
Duckbill (Buna-N)	-6

Option	Code	
	Inlet	Outlet
1-1/4" NPT Tapped	-71	71
1-1/2" Smooth	-80	80
1-1/2" NPT Threaded	-82	82
2" Smooth	-90	90