



Fish Box Evacuation Pump

Introducing the Fish Box Evacuation Pump

- 360° rotating head for flexible installation
- 1-1/2" (38mm) ports allow for easy passage of particulates
- Capable of extensive dry running
- Compact and simple design
- Filter-less design
- Quiet running
- Corrosion-resistant parts
- Complies with USCG 183.410 and ISO 8846 MARINE (ignition protection)



The NEW Fish Box Evacuation Pump is perfect for emptying a fishbox after a day's fishing. Typically the fish box is not only used for storing the day's catch but very often is used as a cooler for supplies. This means that there can be all manner of debris left in the bottom of the fish box at the end of the day. This 5GPM (19LPM) self-priming pump with 1-1/2" (38mm) ports is designed for passing typical debris, such as bait residue, particles of ice, fish scales, etc. Its dry-running capabilities and the 360° rotatable head allow this pump to be mounted in almost any position in the boat, allowing for total flexibility.



Specifications						
Model	Description	Voltage	Amp Draw	Fittings	Flow	Head
50900-1000	Fish Box Evacuation Pump	12 Volts	15A	1-1/2" (38mm)	5 gpm (19 lpm)	10 ft (3m)
50900-1100	Fish Box Evacuation Pump	24 Volts	7A	1-1/2" (38mm)	5 gpm (19 lpm)	10 ft (3m)

Jabasco





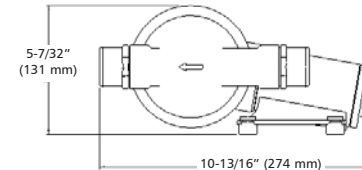
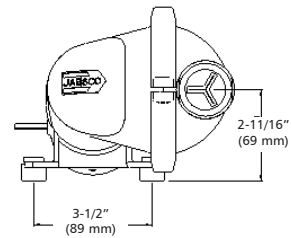
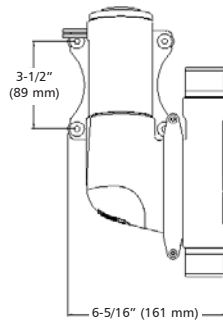
Dimensional Drawings Inches (mm)

Jabsco Fish Box Evacuation Pump

Fish Box Pump

50900-100012 Volts

50900-1100.....24 Volts



Explanation of Fish Box Installation

Fish boxes are typically mounted into the floor of the vessel and are very often below or only partially above the waterline. Bait residue, particles of ice, fish scales and anything else that could potentially be found in the Fish-Box will be easily passed by the Jabsco Fish Box Pump, and the self-priming capabilities are perfect for fish box installations common to many of today's sport fishing boats.

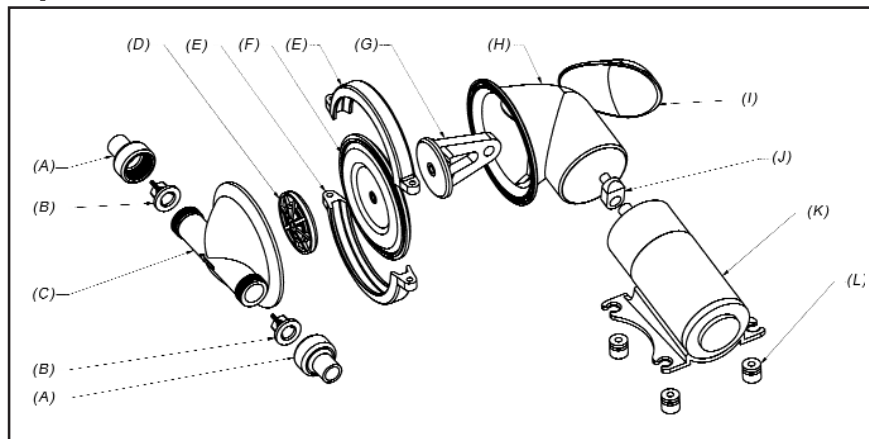


Explanation of Livewell Installation

Very often the livewell tank will be above the waterline of the boat; when this is the case gravity can be used to empty the livewell tank. If not installed in this format, then it is beneficial to use the Jabsco Fish Box pump for evacuation due to its self-priming capabilities and also its ability to pass large particles of debris, such as remains of bait or fish scales.



Exploded View



Key	
A	1-1/2" (38mm) ports
B	Joker valves
C	Pump chamber
D	Diaphragm plate
E	Diaphragm clamps
F	Diaphragm
G	Connecting rod
H	Motor / Diaphragm bracket
I	Bracket cover
J	Crank
K	Motor and gearbox
L	Rubber mounting feet

Jabsco

www.jabsco.com



USA
Jabsco
1 Kondelin Road
Gloucester, MA 01930
Tel: 978 281 0440
Fax: 978 281 2619

UK
Jabsco
Bingley Road, Hoddesdon
Hertfordshire EN11 0BU
Tel: +44 (0) 1992 450145
Fax: +44 (0) 1992 467132

CANADA
Fluid Products Canada
55 Royal Road
Guelph, Ontario N1H 1T1
Tel: 519 821 1900
Fax: 519 821 2569

JAPAN
NHK Jabsco Company Ltd.
3-21-10, Shin-Yokohama
Kohoku-Ku, Yokohama, 222
Tel: 045 475 8906
Fax: 045 475 8908

GERMANY
Jabsco GmbH
Oststrasse 28
22840 Norderstedt
Tel: +49-40-53 43 73 -0
Fax: +49-40-53 53 73 -11

ITALY
Jabsco Marine Italia S.r.l.,
Via Tomasseo, 6,
20059 Vimercate, Milano
Tel: +39 039 6852323
Fax: +39 039 666307

Warranty: All products of the company are sold and all services of the company are offered subject to the company's warranty and terms and conditions of sale, copies of which will be furnished upon request. The information provided herein is for guidance only, it does not constitute a guarantee of performance or specification of any individual product or component.