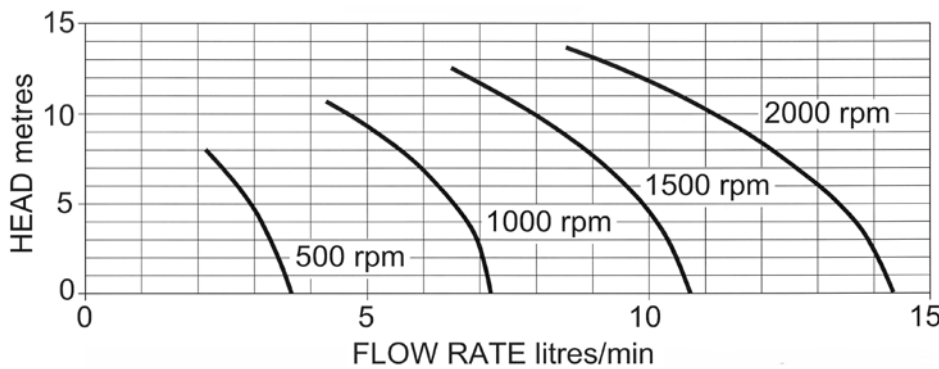


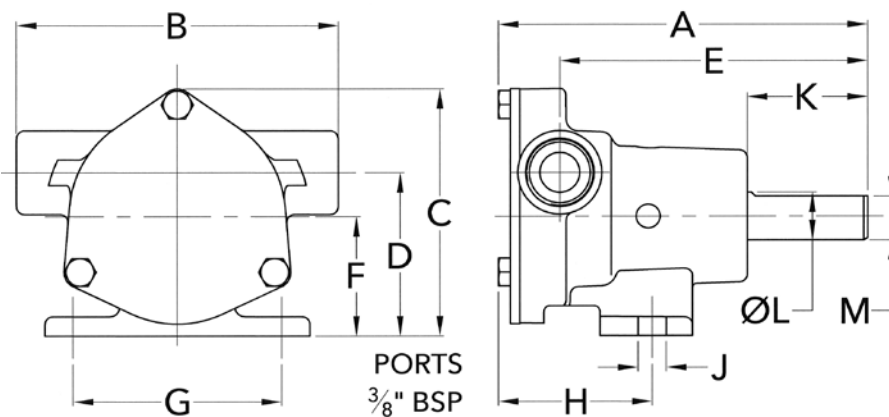
**PERFORMANCE:**



MODEL	Maximum flow rate		Maximum head	
	l/min	gall/min	metres	feet
51510-2001	14	3	13.5	44

**DIMENSIONS:**

**WEIGHT: 0.62Kg**



A	B	C	D	E	F	G	H	J	K	L	M
92	80	62	41	77	30	52	38	7	30	Ø12	11

**MATERIALS OF CONSTRUCTION:**

Body	Bronze
Impeller	Neoprene
Shaft	Stainless steel type 316
Shaft seal	Mechanical carbon-ceramic
Bearings	Sealed ball bearings
Port type	3/8" BSP to BS21 (DIN2999)


**MODELS:**

**51510-2001**      *Standard Neoprene impeller*



a xylem brand

**BRONZE FLEXIBLE  
IMPELLER  
PEDESTAL PUMP  
51510 SERIES**



**PUMP with  
3/8" BSP PORTS**

- \* Constructed from marine quality bronze and stainless steel
- \* Self-prime from dry up to 1.5m
- \* Easy to service and maintain
- \* Will tolerate abrasive wear
- \* Handles hard and soft solids without clogging
- \* Can pump in either direction
- \* Will not airlock

## 51510 Series

### Self Priming Flexible Impeller Pump

#### Features

<b>Body:</b>	Brass
<b>Impeller:</b>	Neoprene
<b>Seal:</b>	Carbon/Ceramic Mechanical
<b>Shaft:</b>	Stainless Steel
<b>Bearings:</b>	Sealed Ball Bearings
<b>Ports:</b>	3/8" BSP or 3/8" NPT
<b>Weight:</b>	0.62kg (1.4lb)

#### Variations Available

Model	Description
51510-2001	3/8" BSP internal ports
51510-9001	3/8" NPT internal ports

#### Typical Applications

**Marine:**

Engine Cooling, Bilge Pumping, Water Circulation

**Industrial:**

Circulating and Transferring, Velocity Mixing

**Farming:**

Pumping Water for Stock, Liquid Ballast Transfer

#### Installation

1. Pump may be mounted in any position. Intake and discharge ports are determined by the shaft rotation. Ensure pipe fittings are air-tight or pump will not prime.
2. Pump can be belt or direct driven.



Do not press pulley or coupling on shaft without supporting the other end, bearing and/or seal damage will occur. Ensure belt is of correct tension, ensure drive shafts and pump shaft are aligned before tightening coupling.

3. Pump can be operated up to 3600 rpm and up to 22 psi (1.5 bar) (see performance curve).
4. Pump will prime at low or high speeds, for a vertical lift of 10 feet (3 m), a minimum speed of 1000 rpm is required.
5. DO NOT RUN DRY for more than 30 seconds, impeller damage will occur.
6. Operating temperature, 45°F to 180°F (7°C to 82°C).
7. Freezing conditions, drain pump by loosening end cover screws.



#### Service Instructions

**Disassembly**

1. Remove end cover screws, end cover and o-ring.
2. Remove impeller.
3. Remove dust shield and retaining ring.
4. Press out shaft/bearing assembly.
5. Press out mechanical seal.

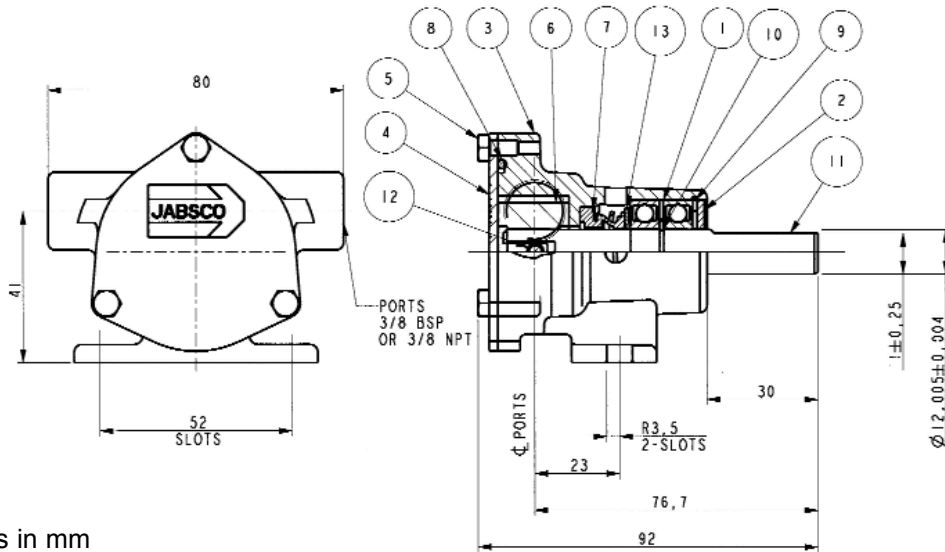
**Assembly**

1. Press stationary part of mechanical seal into body.
2. Press rotary part of mechanical seal onto shaft.
3. Press shaft into body, do not allow shaft to touch seal face.
4. Fit retaining ring and dust shield.
5. Lightly smear impeller bore with grease and fit impeller.
6. Fit o-ring, end cover, and secure end cover screws.



DO NOT pump Petroleum or fluids with a flashpoint below 30°C (86°F).

#### 51510 Series

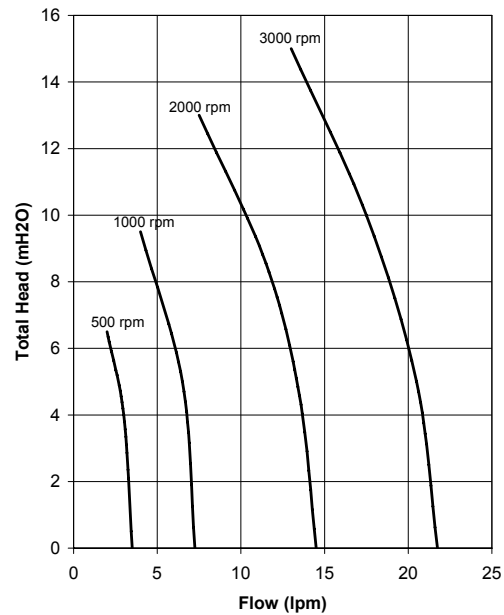


Dimensions in mm

#### Parts List

Key	Description	Part Number
A	Impeller Kit (Contains Impeller (6), O-Ring (8))	22405-0001
B	End Cover Kit (Contains End Cover (4), Screws (5), O-Ring (8))	SK505-0000
C	Shaft Kit (Contains Shaft (11), Bearings (1), Retaining Rings (10 & 9), Dust Shield (2))	SK506-0000
D	Service Kit (Contains Impeller (6), O-Ring (8), Mechanical Seal (7), End Cover Screws (5))	SK507-0000
E	Seal Kit (Contains Mechanical Seal (7), O-Ring (8), Support Washer (13))	SK508-0000

#### Performance



**Note :** Performance shown is for a new pump, pumping water at 20°C, performance may vary by up to 15%. Consult factory for performance of alternative impeller compounds.

Jabsco



ITT Industries

**Jabsco**, 20 Icon, Foothill Ranch, CA 92610

Tel : +1 949 609 5106

Fax : +1 949 859 1254

USA

**Jabsco**, Bingley Road, Hoddesdon, Hertfordshire, EN11 0BU

Tel : +44 (0) 1992 450 145

Fax : +44 (0) 1992 467 132

UK

**Fluid Products Canada**, 55 Royal Road, Guelph, Ontario N1H 1T1

Tel : +1 519 821 1900

Fax : +1 519 821 5316

CANADA

**NHK Jabsco Co Ltd**, 3-21-10, Shin - Yokohama, Kohoku-ku, Yokohama 222

Tel : +81 (0) 45 475 8906

Fax : +81 (0) 45 475 8908

JAPAN

**Jabsco GmbH**, Oststraße 28, 22844 Norderstedt

Tel : +49 (0) 40 53 53 73 0

Fax : +49 (0) 40 53 53 73 11

GERMANY